

# JANFEST 2025 AUDITION VIDEO SUBMISSION

1.

**Wind players – Practice the GMEA first round All-State lyrical etude for your grade. (Percussionists – Practice the GMEA first round All-State etudes for your grade for snare & timpani and the full GMEA All-State mallet etude and submit separate links for each.)**

2.

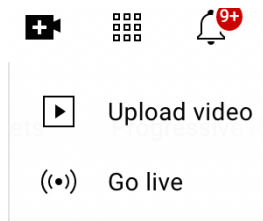
**Create An Unlisted YouTube video.**

Start recording your video. State your name, school, and instrument, then perform your etude. Percussionists will upload a separate video for each instrument (snare, timpani, & mallets). All videos must be taken in one sitting – no splicing allowed. We will be listening for tone, intonation, technique, and range.

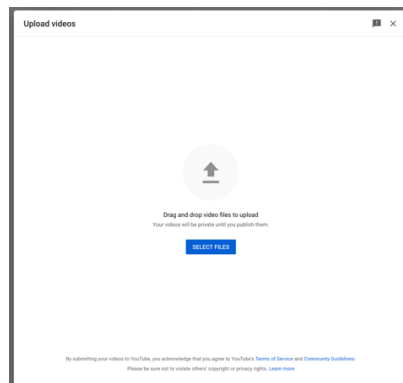
1. Go to youtube.com
2. Login or create a YouTube account
3. In the top right-hand corner of your screen, click on the video camera with the +



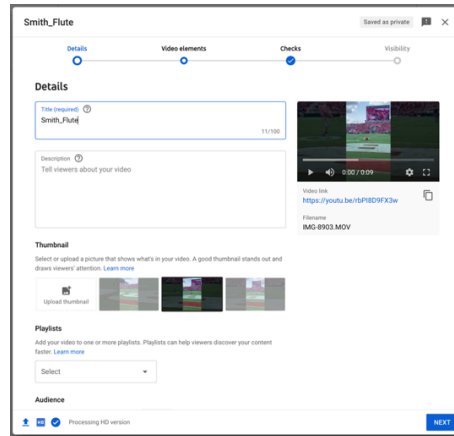
4. In the drop-down menu, click on “upload video”



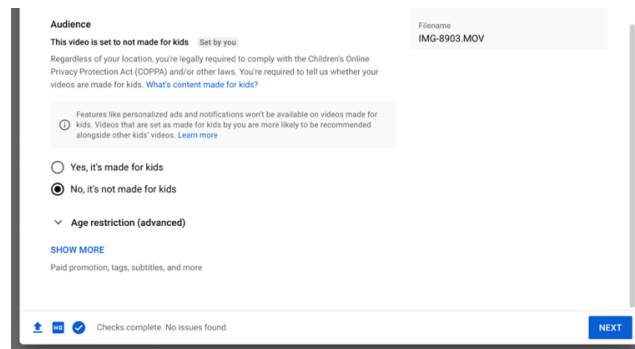
5. A window will pop up. Click “select files”



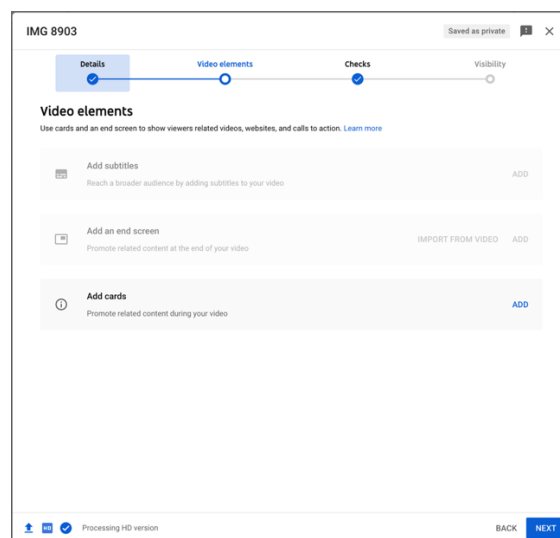
6. Select the file from your computer and click “open”
7. A new box will pop up. Please title your video:  
LastName\_First Name\_Instrument (example: Doe\_John\_Flute)



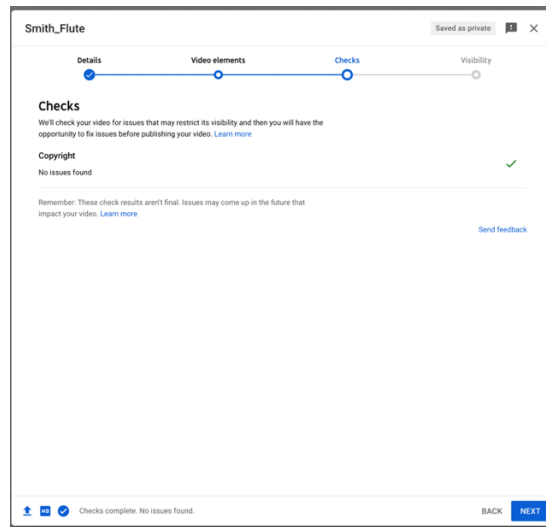
8. Scroll down in the pop-up window and select “no, it’s not made for kids” and then click “next” in the bottom right corner of your-pop up window.



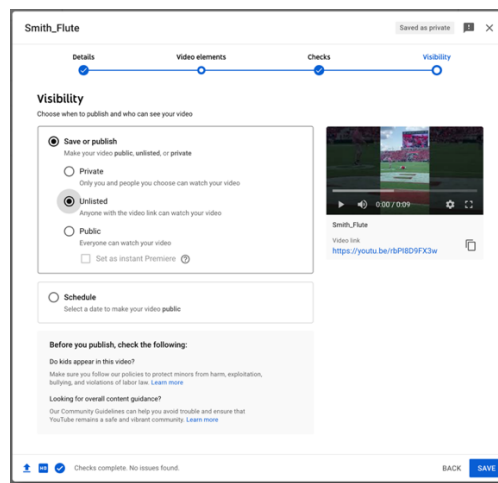
9. You will now be shown a pop-up that is called “Video Elements” - do not change anything. Click “next” in the bottom right corner of your-pop up window.



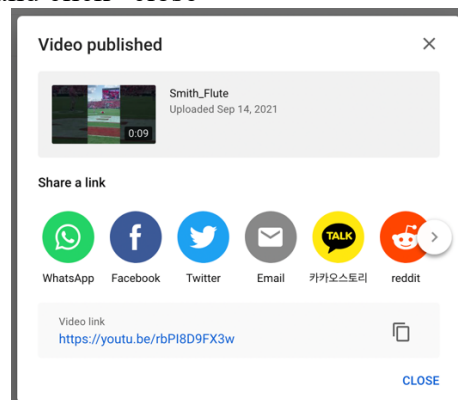
10. You will now be shown a pop-up that is called “Checks” - do not change anything. Click “next” in the bottom right corner of your-pop up window.



11. You will now be shown a pop-up that is called “Visibility”. Click “unlisted” and then click “save” in the bottom right corner of your-pop up window.



12. Copy your video link and click “close”



13. Upload your video link in the Qualtrics link on our website: [band.uga.edu/janfest](http://band.uga.edu/janfest).

3.

## Recording Process

- Make sure your instrument is in tune
- Take landscape (horizontal) video
- Exaggerate articulations & dynamics
- BRASS: don't aim bell right at camera!
- Make sure you and your instrument are clearly visible
- If you have recording equipment, definitely use it, but don't add reverb!